

Large Family Day Care

State and Local Regulations

**City of San Jose
Fire Department
Bureau of Fire Prevention
200 E. Santa Clara Street
San Jose, CA 95113-1905
(408) 277-5323**

(Please call for an appointment when you are ready for inspection)



Note:

These requirements are from Title 19 and 24 of the California Code of Regulations and Local Codes. They do not include or address every possible code or situation.

Inspection Fees

City of San Jose Occupants Only

The State Fire Marshal has set guidelines to promote fire and life safety standards for the children in large family day-care homes. The San Jose Fire Department has created this self-guided booklet to assist you in preparing your home for your fire clearance inspection. We encourage you to read this booklet, however, if you desire a plan review inspection, a one-hour minimum charge of \$140.00 must be paid in advance to the Bureau of Fire Prevention. A representative of the Fire Department will schedule and appointment with you during regular business hours.

Inspection Fees

Minimum charge: 1 hour \$140. \$70/ each additional half-hour.

Re-inspection Fee

Minimum Charge: 1 hour \$140. \$70/each additional half-hour.

Note: Minimum fees must be paid in advance. Charges for additional time will be paid after the inspection.

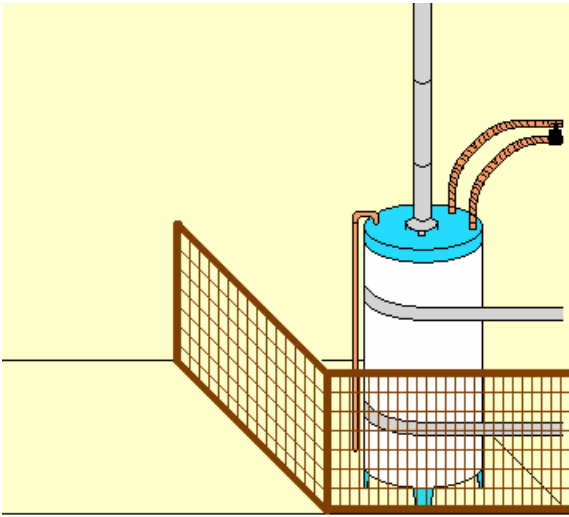
Payment Methods

You may pay by check or credit card. You may make your payment in person at the Bureau of Fire Prevention, 170 W. San Carlos Street, San Jose, CA 95113-1905. You may mail your check to the same address, or you may make credit card payments by telephone at (408) 277-8742.

Inspection Checklist for Large Family Day Care Occupancies

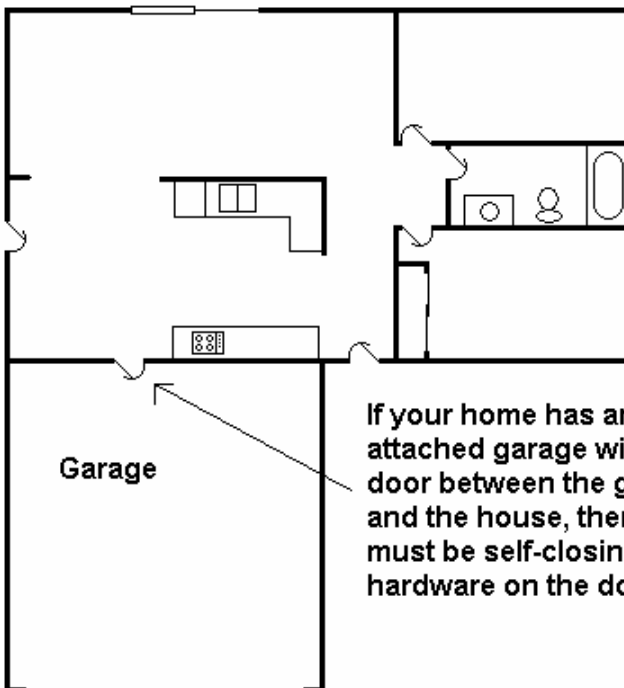
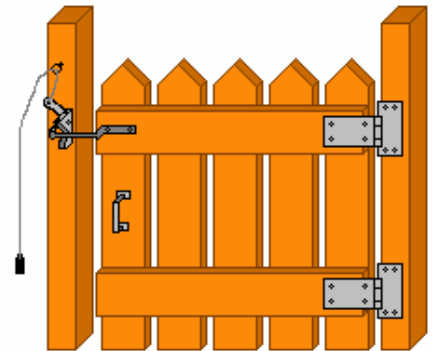
- 1. Address shall be visible and legible from the street.**
- 2. All day care rooms should be located on the first floor.**
- 3. If the basement is used for day care purposes, it must have an exit leading directly to the outside.**
- 4. Exit doors must open without a key, special effort or knowledge. This includes side yard gates. Only approved single action locks are allowed. Only one lock is allowed. Exit doors cannot have chains or slide bolts. The side yard gate must be equipped with a handle or a string at child height and it is to be operable without adult assistance.**
- 5. All day care areas shall have approved smoke detectors mounted on the ceiling in the center of the room.**
- 6. Install a manual pull station, which actuates a fire alarm signal audible throughout the residence.**
- 7. One 2A10BC rated fire extinguisher shall be mounted in a visible and accessible location with the top of the extinguisher no higher than 5 feet. Fire extinguishers shall be serviced annually with a service tag attached.**
- 8. Enclose all gas fired water heaters and furnaces if they are located in day care areas.**
- 9. Storage and use of more than 5 gallons of flammable liquids requires a permit.**
- 10. A self-closing 1-hour rated fire door is required between the home and the attached garage. No doorstops are allowed.**
- 11. Permits approved by the building official shall be presented to the inspector for all additions, remodels or conversions.**

SAFETY

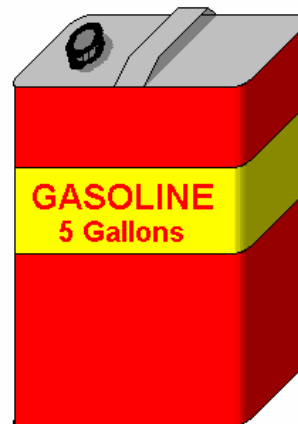


Enclose gas fired water heaters and furnaces in the day care area to keep children from touching or playing with these appliances.

Side gates that are part of the exit path out to a public way must meet exit door requirements. An example of a simple, single action set-up would be wire/string with a handle at the children's level that is attached to the normal gate latch. If the gate opens inward a handle at the children's level is also required.



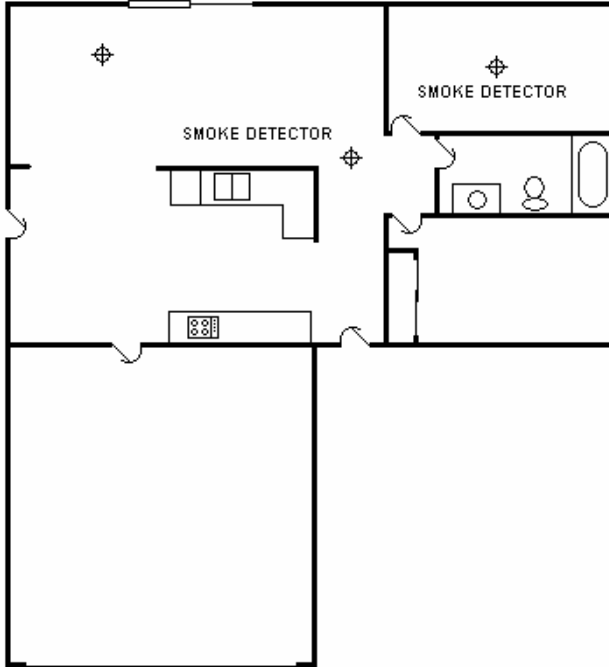
If your home has an attached garage with a door between the garage and the house, then there must be self-closing hardware on the door.



Storage and use of More than 5 gallons Of gasoline or other Flammable liquid Requires a permit.

Smoke Detectors

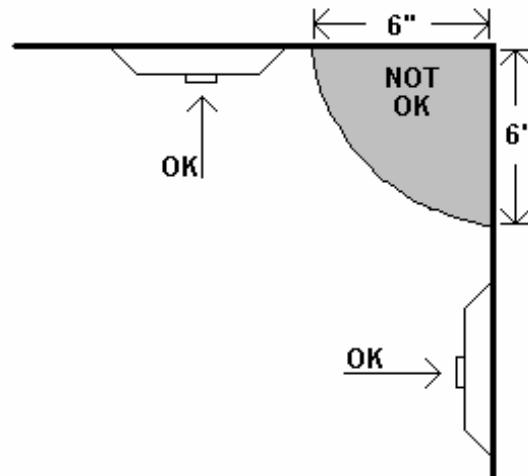
Provide a residential type smoke detector approved by the State Fire Marshal for all areas occupied by children



Inside and directly outside all bedrooms, sleeping rooms and rooms occupied by children (i.e. playrooms) there must be a smoke detector.

Smoke detectors are not required in kitchens and bathrooms.

The smoke detector should be mounted on the ceiling. Do not mount closer than 6 inches to the corner of the ceiling and the wall. In special cases where the smoke detector must be mounted on the wall, do not mount closer than 6 inches to the ceiling or further than 12 inches away.



NOTE: In homes newer than 1992 all smoke detectors must be interconnected.

Fire Alarm Pull Stations



Horn/Strobe combinations are allowed as an alternative to bells.



Horn or Bell must be audible throughout the home.



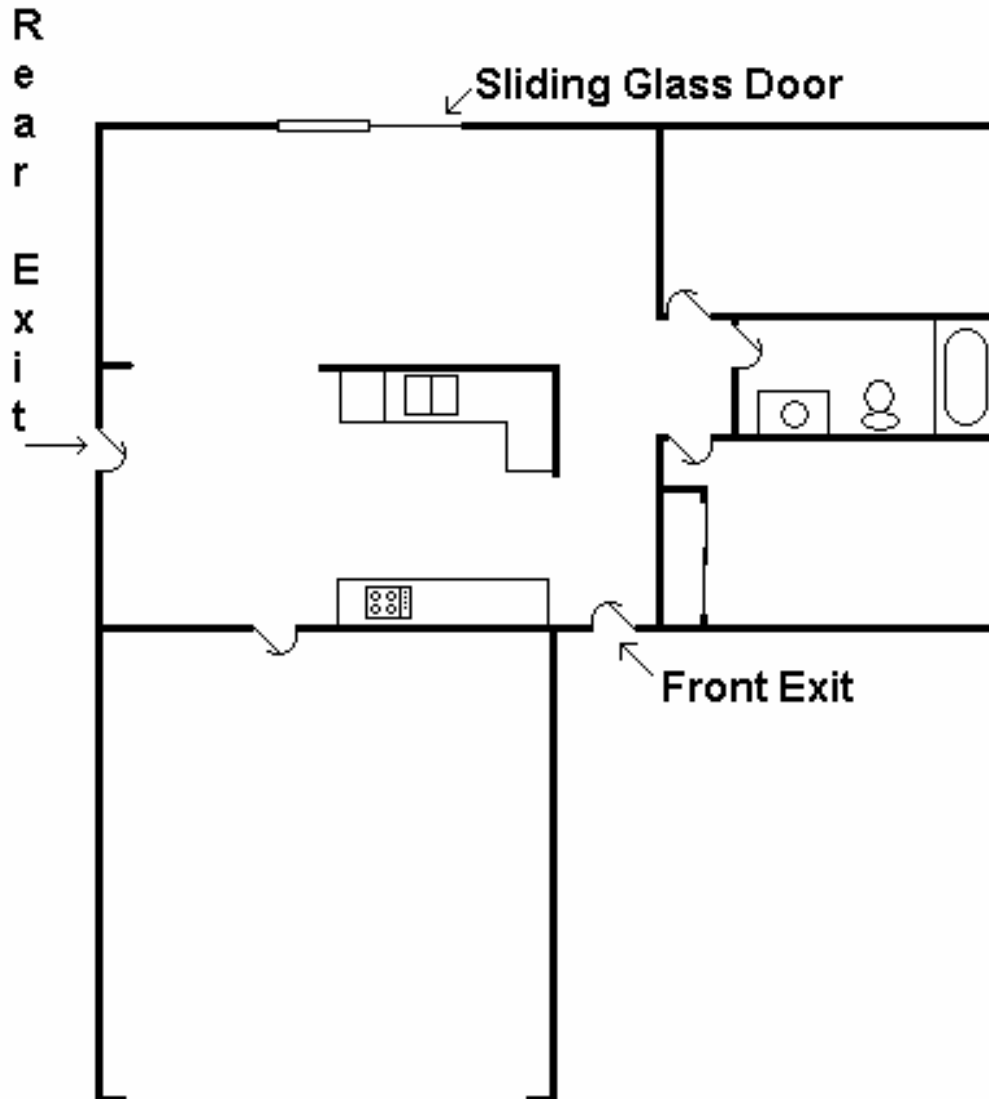
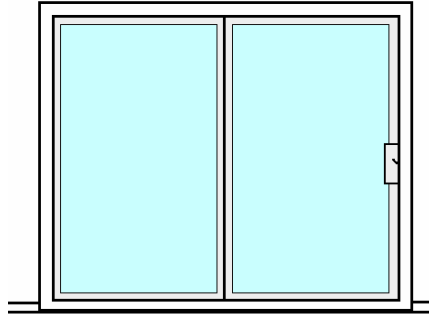
Fire alarm pull station example, there are many types and brands to choose from.

110-volt systems will require a permit from the building department; low voltage systems do not. Consult with your licensed electrical or alarm contractor to determine which type of system best fits your needs. Contact the building department for permits at 408-535-3555.

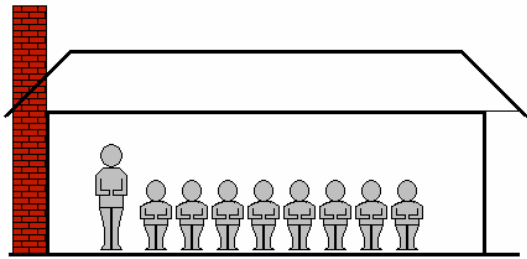
This horn or bell system does not need to be interconnected with your smoke detectors.

Two Exits Required

A sliding glass door may be used for one of the two exits.

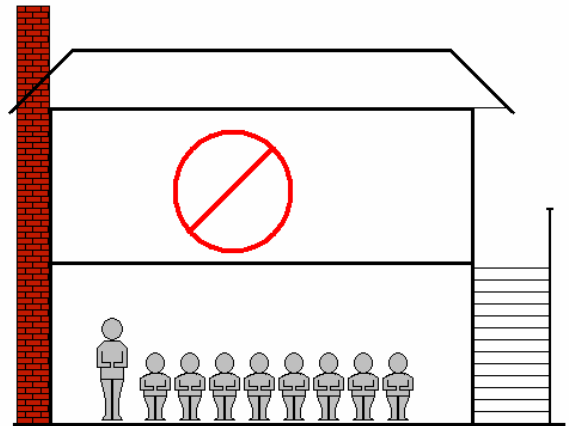


Exits and Space Requirements

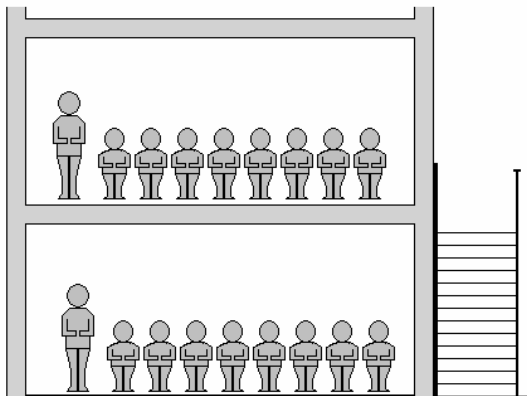


Rooms used for daycare must be on the ground floor.

DO NO USE SECOND FLOOR

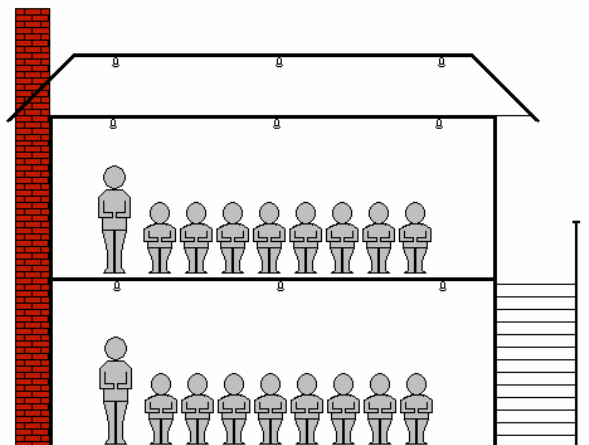


EXCEPT



Concrete Fire Resistant


In concrete, fire resistant homes with an outside stairway



Fully Sprinklered

In homes with an approved automatic fire sprinkler system throughout and with an outside stairway.

OR

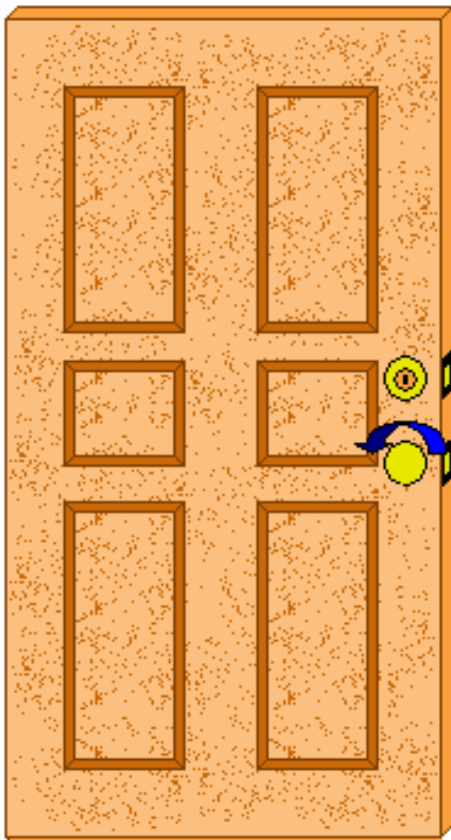


If the basement or the second floor is used for day care, one of the two required exits must open directly to the outside, without entering the first floor.

Exits and Locking Devices

Exit doors on Large Family Day Care buildings must open from the inside without the use of a key or any special knowledge or effort.

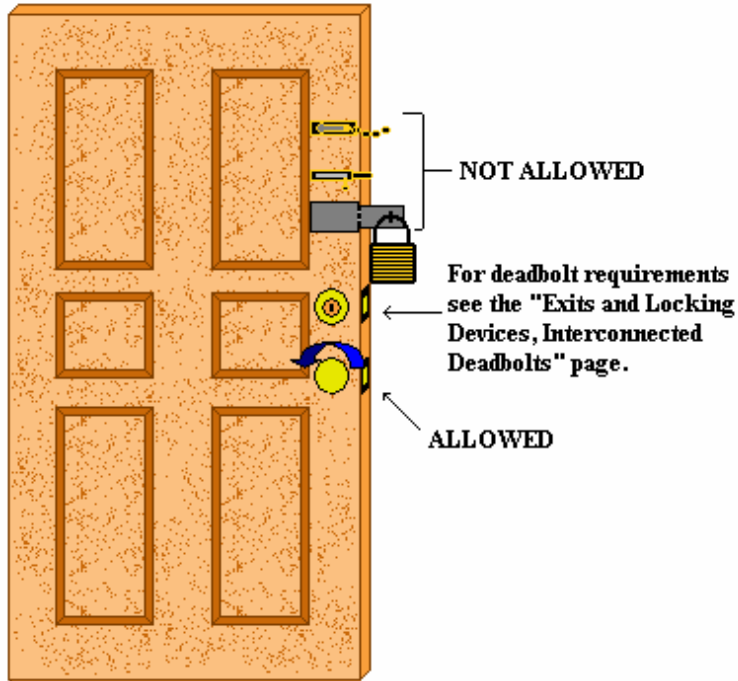
All locks and locking devices on required exit doors must release when the doorknob is turned.



For deadbolt requirement see the “Exits and Locking Devices, Interconnected Deadbolt” page.

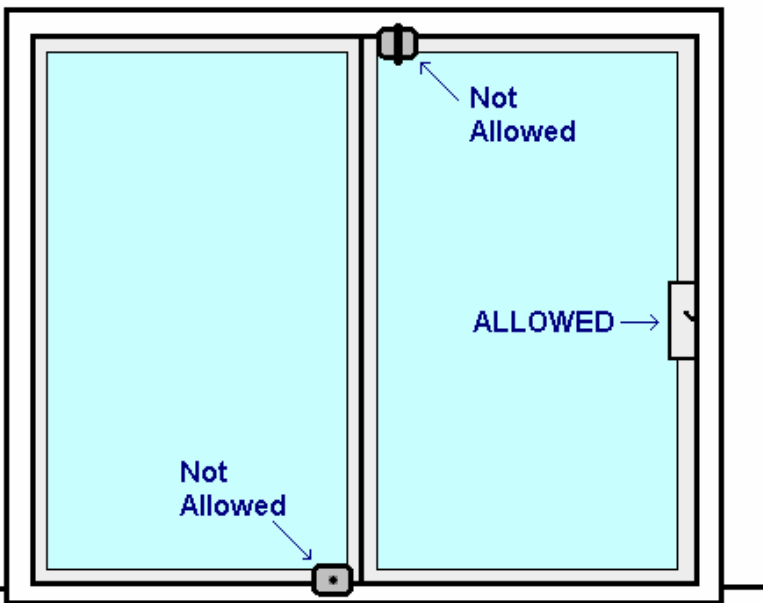
To make sure you have the correct lock on your door: Lock your door. If the door opens when the doorknob is turned you have the right type of lock. If the door does not open the lock must be changed.

Locks Not Conforming To State Regulations Must Be Removed



**Not Allowed:
Chain, Slide Bolt,
Special Locking Device,
Dead Bolt**

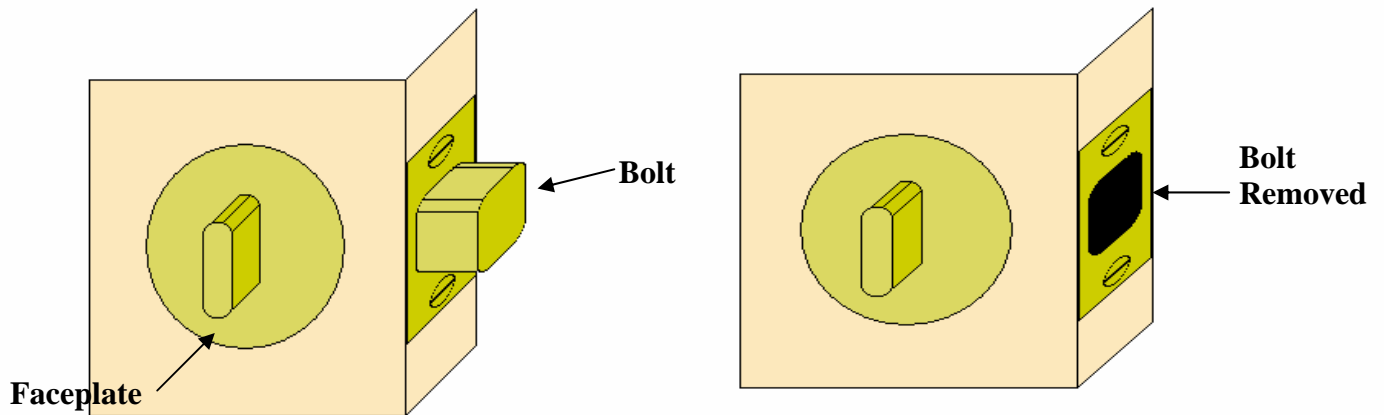
**Allowed:
Regular Door Knob,
Turning the Door Knob
from the Inside
Releases the Lock**



**On Sliding Doors only the
manufacturers locking
hardware is allowed. No
additional locks may be
added.**

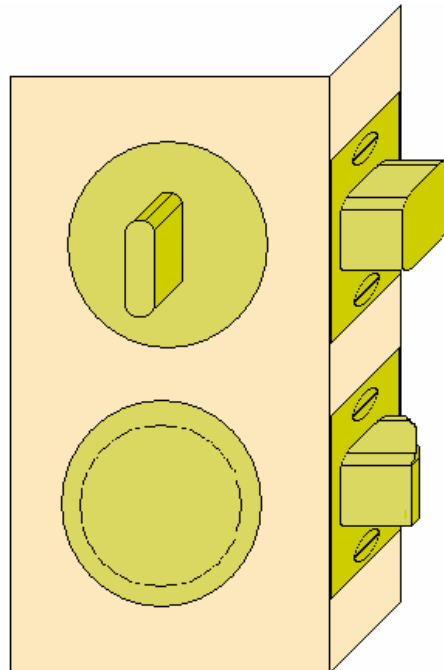
Exits and Locking Devices

When required to remove the dead bolt from the exit door, you may remove the bolt and leave the faceplate.




Interconnected Dead Bolts

If dead bolt security is desired, the lock pictured below is permitted. Unlike ordinary deadbolt locks, this lockset is made so a turn of the doorknob releases both locks.



Exit and Locking Devices Interconnected Dead Bolts (continued)



When dead bolt security is desired, the locks pictured above are examples of types, which satisfy the lock requirements. They are available locally from many retailers and manufacturers. The San Jose Fire Department does not endorse or recommend a specific manufacturer or retailer. These locks, according to the manufacturers, provide a greater level of security than a regular doorknob.

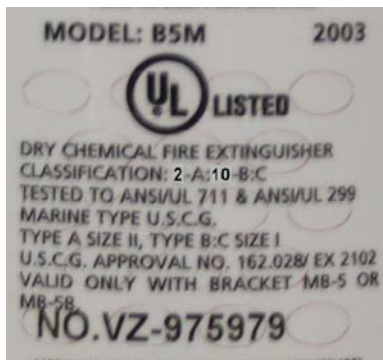
Fire Extinguisher

Provide a fire extinguisher, rated at least 2A:10BC and be sure to install it correctly. Your fire extinguisher needs to be serviced annually, and after discharge, by a licensed serviceman and must have a State Fire Marshal Service Tag.



State Fire Marshal Service Tag

Punched dates indicate date of service, not expiration date. The service is good for one year.



The Fire Extinguisher Rating/Classification, such as 2-A:10-BC, may be found near the UL label

All fire extinguishers shall be mounted between 3 and 5 feet above the floor.
Fire extinguishers must be visible and accessible.

For information about fire extinguishers look in the yellow pages under “Fire Extinguishers” for a state certified fire extinguisher contractor